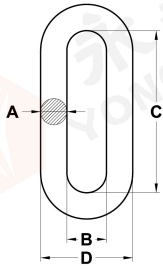


WLEDLESS END LINKS

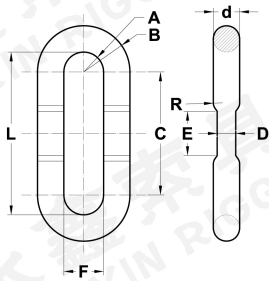


YXR1025

ITEM NO.	SIZE (IN.)	WLL (LBS)	WEIGHT (LBS)	DIMENSIONS (IN.)			
				A	B	C	D
YXR1025-01	5/16	2500	0.15	0.31	0.50	1.75	1.18
YXR1025-02	3/8	3800	0.22	0.38	0.56	1.88	1.38
YXR1025-03	1/2	6500	0.49	0.50	0.75	2.38	1.81
YXR1025-04	5/8	9300	0.97	0.63	1.00	3.25	2.32
YXR1025-05	3/4	14000	1.51	0.75	1.13	3.50	2.68
YXR1025-06	7/8	12000	2.59	0.88	2.00	5.13	3.75
YXR1025-07	1	15200	3.95	1	2.25	5.75	4.25
YXR1025-08	1-1/4	26400	7.30	1.25	2.50	7.00	5.00
YXR1025-09	1-3/8	30000	10.38	1.38	2.75	7.75	5.50

◆ Ultimate Load at 4 Times the Working Load Limit.

ALLOY FORGED LINK

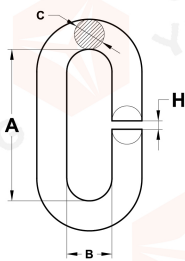


YXR1026

ITEM NO.	SIZE	WEIGHT (KG)	WLL (T)	DIMENSIONS (MM)									
				B	A	C	D	E	D	R	F	L	
YXR1026-01	20T	4.2	20	76.5	42.5	100	25	36	34	3	85	185	
YXR1026-02	15T	2.8	15	67.5	37.5	95	17	32	30	2.5	75	170	
YXR1026-03	12T	1.7	12	49	24	74	16	28	25	2	48	122	
YXR1026-04	10T	0.82	10	40.25	18.75	63.5	14	22.6	21	1.5	37.5	101	
YXR1026-05	5.6T	2.1	5.6	58	30	90	21	32	28	1.5	60	150	
YXR1026-06	4.4T	1.5	4.4	50	25	80	18	30	25	1.5	50	130	
YXR1026-07	3.2T	0.9	3.2	42.5	22.5	65	14	30	20	1.5	45	110	
YXR1026-08	3T	0.8	3	39	19	64	13	30	20	1.5	38	102	
YXR1026-09	1.5T	0.4	1.5	33.5	17.5	80	12	28	16	1.5	35	85	
YXR1026-10	1T	0.2	1	27	15	40.25	10	25	12	1.5	30	70	

◆ Ultimate Load at 5 Times the Working Load Limit.

OPENING LINK, ELSE RIGGING



YXR1027

ITEM NO.	SIZE	WEIGHT EACH (KG)	WLL (T)	BLL (T)	A ± 3.5	B ± 2	H ± 1	Φ ± 1
YXR1027-01	10	0.09	0.2	1	50	16	2	10
YXR1027-02	12	0.15	0.4	2	55	18	2	12
YXR1027-03	14	0.23	0.6	3	60	18	2	14
YXR1027-04	16	0.35	0.7	3.5	72	21	2	16
YXR1027-05	19	0.55	1.4	7	80	24	2	19
YXR1027-06	22	0.83	1.8	9	88	27	3	22
YXR1027-07	22B	0.75	1.8	9	80	30	3	22
YXR1027-08	25	1.18	2.2	11	94	35	3	25

◆ Ultimate Load at 4 Times the Working Load Limit.